

Technical Manual Marine Paint



রং এর রাজা



Elite Paint

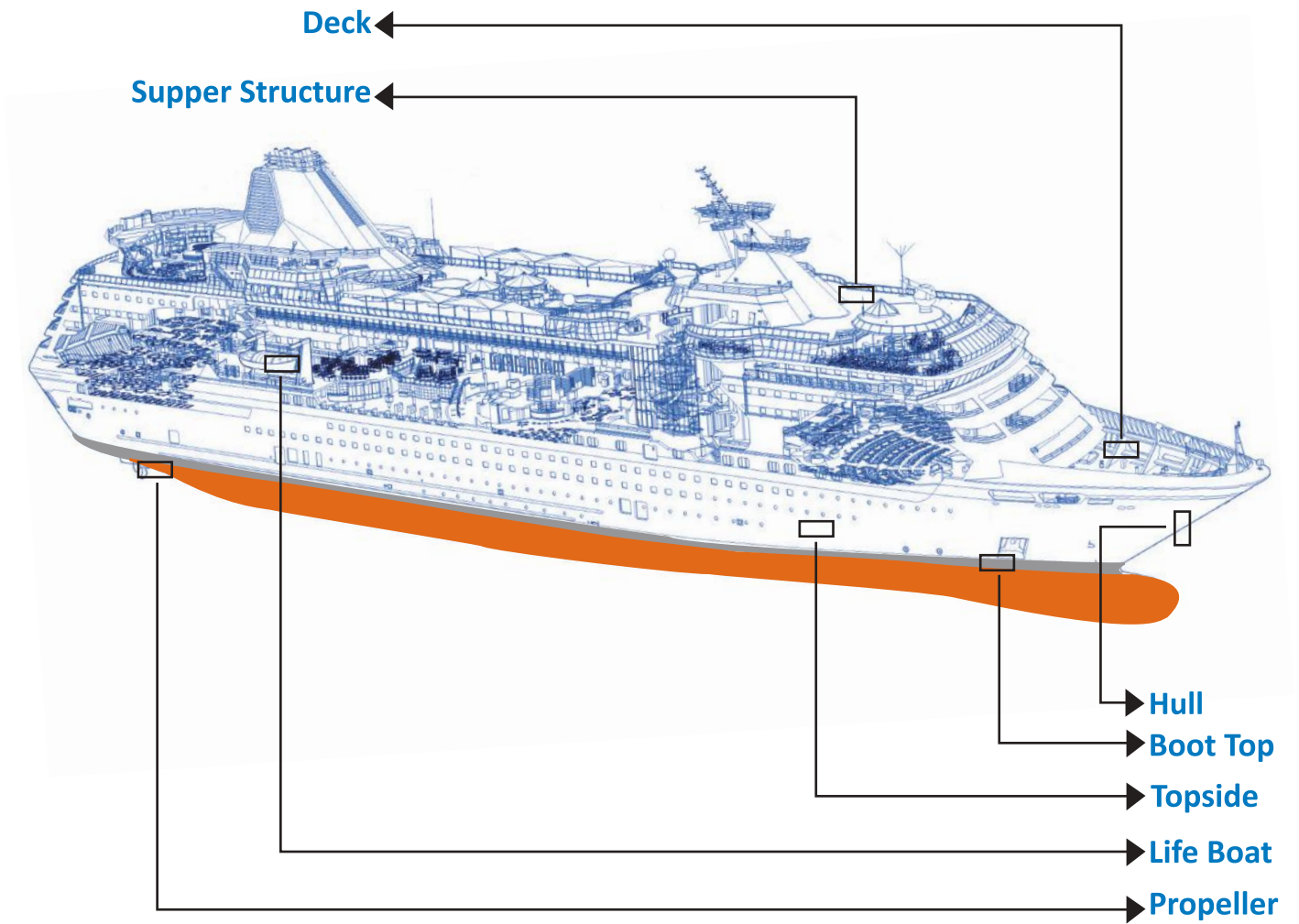
Technical Manual

MARELITE



INDEX OF MARINE PAINT

| | |
|--|----|
| ELITE MARELITE ENAMEL Conventional Marine Paint | 5 |
| ELITE MARELITE RED OXIDE PRIMER Conventional Red Oxide Primer | 6 |
| ELITE MARELITE ZINC CHROMATE PRIMER - ZC Conventional Zinc Chromate Primer | 7 |
| ELITE MARELITE ZINC PHOSPHATE PRIMER - ZP Conventional Zinc Phosphate Primer | 8 |
| ELITE MARELITE RED LEAD PRIMER Conventional Red Lead Primer | 9 |
| ELITE MARELITE BOOT TOPPING PAINT Conventional Boot Topping Finish | 10 |
| ELITE MARELITE TOPSIDE PAINT Conventional Topside paint | 11 |
| MARELITE DECK PAINT Conventional Non-skid Deck paint | 12 |
| ELITOX F Marine Epoxy Finish Paint | 13 |
| ELITOX BOOT TOPPING PAINT Epoxy Boot Topping Finish | 15 |
| ELITOX BLACK JAPAN Epoxy Black Japan Paint | 17 |
| ELITOX RO MARINE Epoxy Red Oxide Primer | 19 |
| ELITOX MIO Epoxy Micaceous Iron Oxide Paint | 21 |
| ELITOX ZINC PRIMER- ZC MARINE Epoxy Zinc Chromate Primer | 23 |
| ELITOX DECK PAINT Epoxy Deck Finish | 25 |
| ELITOX ALUMINIUM Epoxy Aluminum Paint | 27 |
| ELITOX 155 MARINE Epoxy Build Coat | 29 |
| ELITOX - MP MARINE Epoxy Multi-purpose Primer - Equivalent to Epilux 610 Primer | 31 |



Structure of a Ship Indicating Respective Painting Areas

Paint Specification for Marine Vessels (Conventional Method)

Bottom Area

| Sequence of Coat | Product to be used | Number of Coats |
|----------------------|----------------------|-----------------|
| 1 st Coat | Zinc Chromate Primer | 2 Coats |
| 2 nd Coat | Red lead Primer | 2 Coats |
| 3 rd Coat | Anti Fouling Red | 2 Coats |

Boot Top Area

| Sequence of Coat | Product to be used | Number of Coats |
|----------------------|----------------------|-----------------|
| 1 st Coat | Zinc Chromate Primer | 2 Coats |
| 2 nd Coat | Red lead Primer | 2 Coats |
| 3 rd Coat | Boot Topping Red | 2 Coats |

Top Side Area

| Sequence of Coat | Product to be used | Number of Coats |
|----------------------|----------------------|-----------------|
| 1 st Coat | Zinc Chromate Primer | 2 Coats |
| 2 nd Coat | Red lead Primer | 2 Coats |
| 3 rd Coat | Top Side Paint | 2 Coats |

Hold Area

| Sequence of Coat | Product to be used | Number of Coats |
|----------------------|--|-----------------|
| 1 st Coat | Zinc Chromate Primer or Red lead Primer | 2 Coats |
| 2 nd Coat | Marine Hold Paint/Marine Enamel Paint | 2 Coats |

Deck Area

| Sequence of Coat | Product to be used | Number of Coats |
|----------------------|--------------------------------|-----------------|
| 1 st Coat | Marine Zinc Chromate Primer | 2 Coats |
| 2 nd Coat | Marine Deck Paint | 2 Coats |

Super Structure

| Sequence of Coat | Product to be used | Number of Coats |
|----------------------|--|-----------------|
| 1 st Coat | Zinc Chromate Primer or Red lead Primer | 2 Coats |
| 2 nd Coat | Marine Enamel Paint | 2 Coats |

Engine Room

| Sequence of Coat | Product to be used | Number of Coats |
|----------------------|--|-----------------|
| 1 st Coat | Zinc Chromate Primer or Red lead Primer | 2 Coats |
| 2 nd Coat | Marine Enamel Paint | 2 Coats |

Paint Specification for Marine Vessels

High build (Epoxy) Method

Bottom Area

| Sequence of Coat | Product to be used | Number of Coats |
|-------------------------|--|------------------------|
| 1 st Coat | Epoxy Zinc Chromate Primer or Epoxy Red lead Primer | 1 Coat |
| 2 nd Coat | Epoxy Red Oxide Primer | 1 Coat |
| 3 rd Coat | Epoxy Anti Fouling Red | 1 Coat |

Boot Top Area

| Sequence of Coat | Product to be used | Number of Coats |
|-------------------------|--|------------------------|
| 1 st Coat | Epoxy Zinc Chromate Primer or Epoxy Red lead Primer | 1 Coat |
| 2 nd Coat | Epoxy Red Oxide Primer | 1 Coat |
| 3 rd Coat | Epoxy Boot Topping Red | 1 Coat |

Top Side Area

| Sequence of Coat | Product to be used | Number of Coats |
|-------------------------|--|------------------------|
| 1 st Coat | Epoxy Zinc Chromate Primer or Epoxy Red lead Primer | 1 Coat |
| 2 nd Coat | Epoxy Red Oxide Primer | 1 Coat |
| 3 rd Coat | Epoxy Top Side Paint | 1 Coat |

Hold Area

| Sequence of Coat | Product to be used | Number of Coats |
|-------------------------|---|------------------------|
| 1 st Coat | Epoxy Red Oxide Primer | 1 Coat |
| 2 nd Coat | Epoxy Hold Paint or Epoxy Enamel Paint | 1 Coat |

Deck Area

| Sequence of Coat | Product to be used | Number of Coats |
|-------------------------|---------------------------|------------------------|
| 1 st Coat | Epoxy Red Oxide Primer | 1 Coat |
| 2 nd Coat | Epoxy Deck Paint | 1 Coat |

Super Structure

| Sequence of Coat | Product to be used | Number of Coats |
|-------------------------|---------------------------|------------------------|
| 1 st Coat | Epoxy Red Oxide Primer | 1 Coat |
| 2 nd Coat | Epoxy Enamel Paint | 1 Coat |

Engine Room

| Sequence of Coat | Product to be used | Number of Coats |
|-------------------------|---------------------------|------------------------|
| 1 st Coat | Epoxy Red Oxide Primer | 1 Coat |
| 2 nd Coat | Epoxy Enamel Paint | 1 Coat |

To protect Ship and offshore structure from briny air and seawater corrosion we need special type of paints called **Marine Paints**. Marine Paints are much more demanding than a typical paint because they must protect ships' hulls below the waterline against fouling by seaweed, barnacles, and other organisms. Marine coatings must provide protection to surfaces under extremely harsh conditions. Today, marine coatings producers are finding that the current regulatory environment has made the development and introduction of coatings that meet the needs of shipbuilders and operators as challenging as the physical environment in which their products must perform. Marine coatings technology moves rapidly forward and we move with it.

Surface Preparation

Surface Preparation is the vast majority of the effort required to restore a coat of paint. It is well recognized that we can make a poor coating perform with excellent pretreatment, but we cannot make an excellent coating perform with poor pretreatment. Surface pretreatment by chemical or mechanical means is also important in painting, and the methods used are designed to ensure good adhesion of paint to the alloy surfaces.

Before paint can be effective as an anti corrosive, the steel substrate to which it is to be applied must be cleaned properly. Cleanliness is necessary in order that maximum adhesion of paint to steel is obtained. This can only be successfully achieved when the coating comes in contact with the steel surface. Contamination of any kind such as rust, mill-scale, grease, oil or dust will obviously not allow direct contact. Over-coating such contaminated surfaces will inevitably lead to poorer adhesion and premature breakdown of the coating. For successful paint performance therefore, it is essential to achieve, the recommended surface preparation standards.

The life of any steel fabricated vessel is dependent upon many factors and one of the most critical is that of correct hull maintenance.

Painting of ships is the most cost-effective way of controlling corrosion and fouling. Regular maintenance is essential to keep operating costs to a minimum.

Mechanical Cleaning

Usually the first step in the surface preparation process is to mechanically remove rust from the substrate. Wiping loose dust and dirt of the part is an example of mechanical cleaning. Typically, though more aggressive mechanical action is needed to remove rust or other contaminants. Rust and metal scale can be removed mechanically by sanding, brushing with a wire brush or plastic wool pads or by using abrasive blasting techniques. Abrasive blasting can also be used for removing old paint from surfaces. Environmental concern and rising chemical prices have pushed more companies into using mechanical cleaning to accomplish a larger portion of the cleaning process.

Abrasive Cleaning

Abrasive blasting uses mechanical energy to hurl particles at high speed, removing paints and other organic coatings from metallic and non metallic surfaces. Abrasive commonly used for stripping include

sand, steel grit, alumina, garnet, and glass beads.

Steel grit creates a rough surface profile on the substrate, which aids coating adhesion. Because it is so hard and durable, steel grit can be reused repeatedly and it generates the least amount of waste per unit of surface area stripped. To maximize the re-use of steel grit, companies must keep the blast media dry to avoid rusting.

Alumina is considered to be a multipurpose material that is less aggressive and less durable than steel grit and it results in a smoother surface profile and less removal of substrate material.

Garnet and glass beads are the least aggressive abrasive and often are used in a single pass operation. Use of garnet and glass beads is more suitable for preparation of soft materials that are easily damaged and for maintenance of the dimensional tolerance of the part.

Sand is most commonly used in abrasive blasting (sand blasting), since it is readily available, easily accessible and very inexpensive. The nature of sand allows for the unwanted materials to be very easily removed. The sand used can also be recycled if blasting is done under environmentally controlled condensations.

PAINT APPLICATION

Application Conditions: Normal Scenario

When applying marine paints, the most important factors to consider are the state of the surface, the surface temperature and the atmospheric conditions at the time of painting. When a vessel enters dry dock, the hull temperature up to the floating line will be that of the sea water. Above the floating line, the steel temperature will be closer to atmospheric.

During the night steel temperatures fall. They rise again during the day but there is always a lag in movement of steel temperature compared to the atmospheric condition, so condensation on the steel surface is possible. Condensation will occur if the steel temperature is below the dew point of the atmosphere. If this is likely to be a problem, the ship should be totally emptied of ballast water to reduce its thermal mass as soon as it enters dry dock.

Bad weather is a familiar problem to those using marine paints. Relative humidity itself rarely creates a problem. Most paints will tolerate high humidity, but humidity should not be permitted to lead to condensation on the surface being painted. Paint should not be applied when surfaces are affected by rain or ice. Some two-pack paints, e.g. epoxies, should not be applied at low temperatures as full cure will not be achieved.





Application Conditions: Extreme Scenario

Generally extreme conditions refers to temperature below 5° or above 30°C. Below 5°C, the curing of paint such as epoxies slows down dramatically and for some paints curing stops altogether. Other marine paints are not so severely affected. Chlorinated rubbers and vinyl are quite suitable for use at temperatures below 0°C provided that the surface is clean and free from ice or frost.

At the other extreme 30°C and above, the drying and curing of paints is rather rapid and care should be taken to avoid dry spray. This is caused by the too rapid loss of solvent from paint droplets between the spray nozzle and the surface. It can be minimized by holding the spray gun at a minimum suitable distance from the surface and spraying at right angles to the surface to be painted. If problems are still encountered then additional thinners will help but not more than 5% by volume should be added.

Application Methods

The normal methods of application of paint coatings are by:

-  Brush
-  Roller
-  Conventional Spray
-  Airless Spray

Brush Application

The oldest method of paint application is not as fast as spraying or roller lug and is generally used for the coating of small complicated or complex areas or where the need for 'clean' working with no over spray precludes the use of spray application. When painting, it is important to dip the brush in paint frequently and not to 'over-brush' the surface as this will result in large variations in film thickness, the inherent problem with brush application. Choice of brush, both size, length and type of bristle, and shape, are important, and the type of paint being applied will modify the selection. Thus large flat brushes are normally used for the majority of purposes, but round brushes are better for painting 'difficult' areas.

Brush application is most suited to the slower drying, normal build type of coatings and will not always be suitable for more sophisticated 'fast-drying' or 'high-build' materials. It is often not possible to achieve the required film thickness in the same number of coats as with spray application, and multi-coat applications are necessary to give the specified film build.

Roller Application

Roller application is faster than brush on large, flat surfaces, such as tank sides, anti tops and walkways and deck areas, but is not so good for 'difficult' areas. It is hard to control film thickness, however, care must always be taken that the coating is not 'over-rolled' in the same manner that it can be 'over-brushed'.

Conventional Spray

This is a widely accepted, rapid method of applying paint to large surfaces. The equipment is relatively simple and is usually confined to fairly low-viscosity paints, although newer techniques using 'pressure-pot' or 'hot-spray' apparatus allow application of sonic of the 'higher build' type coatings. Whatever type of equipment is used, the mechanism is the same. Paint and air are fed separately to the spray gun and mixed at the nozzle, where the paint is atomized and air is mixed with these droplets forming a fine mist of paint which is carried by the air pressure to the work surface. The pattern of the 'fan' so produced is controlled by adjusting the air and fluid pressures and major changes in paint type can be accommodated by different sizes of nozzles. It is important to have only sufficient air to provide good atomization as excess air gives rise to over spray and 'rebound' from the work surface.

Airless spray

By far the most important and efficient method for the application of heavy duty marine coatings.

As the name implies, it is a technique of spray application which does not rely on the mixing of the paint with air to provide atomization, which is achieved by forcing the paint through a specially designed nozzle or 'tip' at very high pressures. This very high pressure is provided by a hydraulic pump driven by an air motor.

The major advantages of airless spray over conditional spray are the reduction of over spray and the ability to apply high build coatings at higher film thicknesses. This leads to savings in number of coats and loss of paint with the added bonus of reduction of toxicity and the lessened explosion risk.

ELITE MARELITE ENAMEL

Conventional Marine Paint

DESCRIPTION: Elite Marelite Enamel paint is a high gloss finish based on special quality alkyd resin and selected pigment. It is suitable for interior and exterior use and also has good weather resistance.

SPECIFICATIONS

| | | |
|------------------------------------|---|--|
| Pigment | : | Selected pigment of good light fastness |
| Binder | : | Modified alkyd resin |
| Type | : | Single Pack |
| Colour | : | As per Elite synthetic enamel shade card |
| Finish | : | Highly glossy |
| Viscosity (ASTM D200) | : | 120 ± 10 sec. in ford cup-3 at 30°C |
| Flash Point (Abel Closed) | : | above 70°F |
| Thinner | : | Thinner T-1 |
| Storage | : | 12 months in sealed container |
| Recommended Dry Film Thickness DFT | : | 25 µm |
| Coverage or Spreading Rate | : | 160-180 Sft/Lt/Coat |

DRYING PROPERTIES (at tropical ambient temperature of 30°C)

| | | |
|-----------------------|---|-------------|
| Touch Dry | : | 03-04 hours |
| Hard Dry | : | 18 hours |
| Over-coating Interval | : | 24 hours |

SURFACE CONDITION : Clean, dry and undamaged previous coat

APPLICATION METHODS




| | | |
|-----------|---|--|
| Brush | : | Stir well before use. The paint comes to you ready-to-use. However, if necessary thin up to 5-10% by volume with thinner T-1 |
| Air Spray | : | Recommended Thinner T-1 Volume of thinner 15-20% |

CLEANING : Clean all equipment with Thinner T-1 or White Spirit immediately after use

PACK SIZE : 4 litre sealed tin
20 litre sealed drum

STORAGE : Always store in cool and dry place. Flammable liquid, should be kept away from sparks and flame.

SAFETY PRECAUTION

-  Provide well-ventilated conditions during application. Wear protective clothing, spectacle and hand gloves
-  If splashes enter eyes, should be well flushed with water or proprietary eye-wash and when irritability persists seek medical advice
-  Wash thoroughly with a suitable skin cleanser any area where product comes into contact with skin followed by washing with soap and water

ELITE MARELITE RED OXIDE PRIMER

Conventional Red Oxide Primer

DESCRIPTION: It is a general purpose primer based on modified alkyd resin and high quality iron oxide pigment. It has excellent anti corrosive and weather resistance properties.

SPECIFICATIONS

| | | |
|-----------------------------------|---|-------------------------------------|
| Pigment | : | High quality iron oxide |
| Binder | : | Modified alkyd resin |
| Type | : | Single Pack |
| Colour | : | Red oxide |
| Finish | : | Matt |
| Viscosity (ASTM D1 1200) | : | 150 ± 10 sec. in ford cup-3 at 30°C |
| Flash Point (Abel Closed) | : | above 70°F |
| Thinner | : | T-1 Thinner |
| Storage | : | 12 months in sealed container |
| Recommended Dry Film Thickness | : | 30 µm |
| Coverage or Spreading Rate | : | 160-180 Sft/Lt/Coat |

DRYING PROPERTIES (at tropical ambient temperature of 30°C)

| | | |
|-----------------------|---|---------------|
| Touch Dry | : | 45-60 minutes |
| Hard Dry | : | 14-16 hours |
| Over-coating Interval | : | 24 hours |

SURFACE CONDITION : Clean dry and undamaged previous coat

APPLICATION METHODS




| | | |
|-----------|---|--|
| Brush | : | Stir well before use. The paint comes to you ready-to-use. However, if necessary thin up to 5-10% by volume with thinner T-1 |
| Air Spray | : | Recommended Thinner T-1 Volume of thinner 15-20% |

CLEANING : Clean all equipment with Thinner T-1 or White Spirit immediately after use

PACK SIZE : 4 litre sealed tin
20 litre sealed drum

STORAGE : Always store in cool and dry place. Flammable liquid, should be kept away from sparks and flame.

SAFETY PRECAUTION

-  Provide well-ventilated conditions during application. Wear protective clothing, spectacle and hand gloves
-  If splashes enter eyes, should be well flushed with water or proprietary eye-wash and when irritability persists seek medical advice
-  Wash thoroughly with a suitable skin cleanser any area where product comes into contact with skin followed by washing with soap and water

ELITE MARELITE ZINC CHROMATE PRIMER - ZC

Conventional Zinc Chromate Primer

DESCRIPTION: This is a high quality primer based on modified alkyd resin and zinc chromate pigment.
This is an excellent anti corrosive primer.

SPECIFICATIONS

| | | |
|--------------------------------------|---|-------------------------------------|
| Pigment | : | Zinc chromate |
| Binder | : | Modified alkyd resin |
| Type | : | Single Pack |
| Colour | : | Greenish yellow |
| Finish | : | Matt |
| Viscosity (ASTM D1200) | : | 150 ± 10 sec. in ford cup-3 at 30°C |
| Flash Point (Abel Closed) | : | above 70°F |
| Thinner | : | Thinner T-1 |
| Storage | : | 12 months in sealed container |
| Recommended Dry Film Thickness (DFT) | : | 30 μm |
| Coverage or Spreading Rate | : | 110-130 Sft/Lt/Coat |

DRYING PROPERTIES (at tropical ambient temperature of 30°C)

| | | |
|-----------------------|---|-----------------|
| Touch Dry | : | 45 - 60 minutes |
| Hard Dry | : | 14 - 16 hours |
| Over-coating Interval | : | 24 hours |

SURFACE CONDITION : Clean, dry and undamaged previous coat

APPLICATION METHODS




| | | |
|-----------|---|---|
| Brush | : | Stir well before use. The paint comes to you ready-to- use. However, if necessary thin up to 5-10% by volume with thinner T-1 |
| Air Spray | : | Recommended Thinner T-1 Volume of thinner 15-20% |

CLEANING : Clean all equipment with Thinner T-1 or White Spirit immediately after use

PACK SIZE : 4 litre sealed tin
20 litre sealed drum

STORAGE : Always store in cool and dry place. Flammable liquid, should be kept away from sparks and flame.

SAFETY PRECAUTION

-  Provide well-ventilated conditions during application. Wear protective clothing, spectacle and hand gloves
-  If splashes enter eyes, should be well flushed with water or proprietary eye-wash and when irritability persists seek medical advice
-  Wash thoroughly with a suitable skin cleanser any area where product comes into contact with skin followed by washing with soap and water

ELITE MARELITE ZINC PHOSPHATE PRIMER-ZP

Conventional Zinc Phosphet Primer

DESCRIPTION: This primer is based on modified alkyd resin and high quality zinc phosphate pigment.

SPECIFICAIONS

| | | |
|--------------------------------------|---|-------------------------------------|
| Pigment | : | Zinc phosphate |
| Binder | : | Modified alkyd resin |
| Type | : | Single Pack |
| Colour | : | Off White |
| Finish | : | Matt |
| Viscosity (ASTM D1200) | : | 150 ± 10 sec. in ford cup-3 at 30°C |
| Flash Point (Abel Closed) | : | above 70°F |
| Thinner | : | Thinner T-1 |
| Storage | : | 12 months in sealed container |
| Recommended Dry Film Thickness (DFT) | : | 30 µm |
| Coverage or Spreading Rate | : | 105-120 Sft/Lt/Coat |

Drying PROPERTIES (at tropical ambient temperature of 30°C)

| | | |
|-----------------------|---|-----------------|
| Touch Dry | : | 45 - 60 minutes |
| Hard Dry | : | 14 - 16 hours |
| Over-coating Interval | : | 24 hours |

SURFACE CONDITION : Clean, dry and undamaged previous coat

APPLICATION METHODS




| | | |
|-----------|---|--|
| Brush | : | Stir well before use. The paint comes to you ready-to-use. However, if necessary thin up to 5-10% by volume with thinner T-1 |
| Air Spray | : | Recommended Thinner T-1 Volume of thinner 15-20% |

CLEANING : Clean all equipment with Thinner T-1 or White Spirit immediately after use

PACK SIZE : 4 litre sealed tin
20 litre sealed drum

STORAGE : Always store in cool and dry place. Flammable liquid, should be kept away from sparks and flame.

SAFETY PRECAUTION

-  Provide well-ventilated conditions during application. Wear protective clothing, spectacle and hand gloves
-  If splashes enter eyes, should be well flushed with water or proprietary eye-wash and when irritability persists seek medical advice
-  Wash thoroughly with a suitable skin cleanser any area where product comes into contact with skin followed by washing with soap and water

ELITE MARELITE RED LEAD PRIMER

Conventional Red Lead Primer

DESCRIPTION: This primer is based on modified alkyd resin and non setting red lead pigment.

SPECIFICATIONS

| | | |
|--------------------------------------|---|-------------------------------------|
| Pigment | : | Non setting red lead |
| Binder | : | Modified alkyd resin |
| Type | : | Single Pack |
| Colour | : | Orange |
| Finish | : | Matt |
| Viscosity (ASTM D1200) | : | 150 ± 10 sec. in ford cup-3 at 30°C |
| Flash Point (Abel Closed) | : | above 70°F |
| Thinner | : | Thinner T-1 |
| Storage | : | 12 months in sealed container |
| Recommended Dry Film Thickness (DFT) | : | 30 μm |
| Coverage or Spreading Rate | : | 110 - 125 Sft/Lt/Coat |

DRYING PROPERTIES (at tropical ambient temperature of 30°C)

| | | |
|-----------------------|---|-----------------|
| Touch Dry | : | 45 - 60 minutes |
| Hard Dry | : | 14 - 16 hours |
| Over-coating Interval | : | 24 hours |

SURFACE CONDITION : Clean, dry and undamaged previous coat

APPLICATION METHODS




| | | |
|-----------|---|--|
| Brush | : | Stir well before use. The paint comes to you ready-to-use. However, if necessary thin up to 5-10% by volume with thinner T-1 |
| Air Spray | : | Recommended Thinner T-1 Volume of thinner 15-20% |

CLEANING : Clean all equipment with Thinner T-1 or White Spirit immediately after use

PACK SIZE : 4 litre sealed tin
20 litre sealed drum

STORAGE : Always store in cool and dry place. Flammable liquid, should be kept away from sparks and flame.

SAFETY PRECAUTION

-  Provide well-ventilated conditions during application. Wear protective clothing, spectacle and hand gloves
-  If splashes enter eyes, should be well flushed with water or proprietary eye-wash and when irritability persists seek medical advice
-  Wash thoroughly with a suitable skin cleanser any area where product comes into contact with skin followed by washing with soap and water

ELITE MARELITE BOOTTOPPING PAINT

Conventional Boot Topping Finish

DESCRIPTION: This paint is based on phenolic resin and special quality pigments. It has good water and weather resistance.

AREA OF USAGE : On boot top areas

SPECIFICATIONS

| | | |
|--------------------------------------|---|-------------------------------------|
| Binder | : | Modified alkyd resin |
| Type | : | Single Pack |
| Colour | : | Black & Red |
| Finish | : | Glossy |
| Viscosity (ASTM D1200) | : | 130 ± 10 sec. in ford cup-3 at 30°C |
| Flash Point (Abel Closed) | : | above 70°F |
| Thinner | : | Thinner T-1 |
| Storage | : | 12 months in sealed container |
| Recommended Dry Film Thickness (DFT) | : | 30 µm |
| Coverage or Spreading Rate | : | 135 - 155 Sft/Lt/Coat |

DRYING PROPERTIES (at tropical ambient temperature of 30°C)

| | | |
|-----------------------|---|---------------|
| Touch Dry | : | 3 - 4 hours |
| Hard Dry | : | 18 - 20 hours |
| Over-coating Interval | : | 24 hours |

SURFACE CONDITION : Clean, dry and undamaged previous coat

APPLICATION METHODS




| | | |
|-----------|---|--|
| Brush | : | Stir well before use. The paint comes to you ready-to-use. However, if necessary thin up to 5-10% by volume with thinner T-1 |
| Air Spray | : | Recommended Thinner T-1 Volume of thinner 15-20% |

CLEANING : Clean all equipment with Thinner T-1 or White Spirit immediately after use

PACK SIZE : 4 litre sealed tin

STORAGE : Always store in cool and dry place. Flammable liquid, should be kept away from sparks and flame.

SAFETY PRECAUTION

-  Provide well-ventilated conditions during application. Wear protective clothing, spectacle and hand gloves
-  If splashes enter eyes, should be well flushed with water or proprietary eye-wash and when irritability persists seek medical advice
-  Wash thoroughly with a suitable skin cleanser any area where product comes into contact with skin followed by washing with soap and water

ELITE MARELITE TOPSIDE PAINT

Conventional Topside paint

DESCRIPTION: This is based on modified alkyd resin/phenolic resin and suitable pigments.

It is a decorative topcoat paint with good weather resistance.

AREA OF USAGE : Top coating for inside area.

SPECIFICATIONS

Binder : Modified alkyd resin/phenolic resin.
Type : Single Pack
Colour : Off White
Finish : Glossy
Viscosity (ASTM DI 200) : 1.30 ± 10 sec. in ford cup-3 at 30°C.
Flash Point : above 70°F
Thinner : Thinner T-1
Storage : 12 months in sealed container.
Recommended Dry Film Thickness (DFT) : 30 μm
Coverage or Spreading Rate : 105-120 Sft/Lt/Coat

DRYING PROPERTIES (at tropical ambient temperature of 30°C)

Touch Dry : 45 - 60 minutes.
Hard Dry : 4 - 16 hours.
Over-coating Interval : 24 hours.

SURFACE CONDITION : Clean, dry and undamaged previous coat

APPLICATION METHODS




Brush : Stir well before use. The paint comes to you ready-to-use. However, if necessary thin up to 5-10% by volume with thinner T-1
Air Spray : Recommended Thinner T-1
 Volume of thinner 15-20%

CLEANING : Clean all equipment with Thinner T-1 or White Spirit immediately after use

PACK SIZE : 4 litre sealed tin
 20 litre sealed Drum

STORAGE : Always store in cool and dry place. Flammable liquid, should be kept away from sparks and flame.

SAFETY PRECAUTION

-  Provide well-ventilated conditions during application. Wear protective clothing, spectacle and hand gloves
-  If splashes enter eyes, should be well flushed with water or proprietary eye-wash and when irritability persists seek medical advice
-  Wash thoroughly with a suitable skin cleanser any area where product comes into contact with skin followed by washing with soap and water

MARELITE DECK PAINT

Conventional Non-skid Deck paint

DESCRIPTION: Non Skid deck paint is an Alkyd Phenolic resin based topcoat for use on Deck / Boot top are on gangways and other areas where paint with good abrasion resistant properties is required.

SPECIFICATIONS

| | | |
|--------------------------------------|---|---|
| Pigment | : | Selected Organic Pigments |
| Binder | : | Medium Oil Alkyd Resin/Phenolic Resin |
| Type | : | Single pack |
| Colour | : | Green, Grey |
| Finish | : | Matt |
| Viscosity (Mixed Paint) | : | 110 ± 10 sec, in ford cup-4 (ASTM D1200) at 30°C. |
| Flash Point | : | Above 90°F |
| Storage life | : | 12 months in sealed container. |
| Recommended Dry Film Thickness (DFT) | : | 30 µm |
| Coverage or Spreading Rate | : | 135-160 Sft/Lt/Coat |

SURFACE CONDITION : Clean, dry and undamaged previous coat.

DRYING PROPERTIES (at tropical ambient temperature of 30°C)

| | | |
|-----------|---|---------------|
| Touch Dry | : | 02 - 03 hours |
| Hard Dry | : | 18 - 24 hours |

APPLICATION METHODS




Brush : Stir well before use. The paint comes to you ready-to-use. However, if necessary thin up to 5-10% by volume with G.P. thinner

CLEANING : Clean all equipment with GP Thinner or White Spirit immediately after use

PACK SIZE : 01 litre sealed tin
04 litre sealed tin

STORAGE : Always store in cool and dry place. Flammable liquid, should be kept away from sparks and flame.

SAFETY PRECAUTION

-  Provide well-ventilated conditions during application. Wear protective clothing, spectacle and hand gloves
-  If splashes enter eyes, should be well flushed with water or proprietary eye-wash and when irritability persists seek medical advice
-  Wash thoroughly with a suitable skin cleanser any area where product comes into contact with skin followed by washing with soap and water

ELITOX F MARINE

Epoxy Finish Paint

DESCRIPTION: ELITOX-F is a 2-pack epoxy resin based paint cured by polyamide activator for used as finishing coat in epoxy coating system, when glossy finish is required.

AREA OF USAGE: Can be used as a finish coat on topside, superstructure, deck-equipment, deck fittings, accommodation, engine and store room of ships or other steel and concrete structure al marine weather. White is non-toxic when fully cured and can thus be used for potable water.

SPECIFICATIONS

| | | |
|--------------------------------------|---|---|
| Pigment | : | Selected Chemical resistance pigments & extenders |
| Binder | : | Epoxy / Polyamide |
| Type | : | Two Pack |
| Colour | : | All colour |
| Finish | : | Glossy |
| Viscosity (Mixed Paint) | : | 110 ± 10 sec. in ford cup-4 (ASTM D 1200) at 30°C |
| Flash Point | : | Base 24°C Curing Agent 26°C. |
| Storage life | : | 12 months in sealed container. |
| Recommended Dry Film Thickness (DFT) | : | 50 µm |
| Coverage or Spreading Rate | : | 85 - 100 Sft/Lt/Coat |

SURFACE CONDITION : Clean, dry and undamaged previous coat.

DRYING PROPERTIES (at tropical ambient temperature of 30°C)

| | | |
|------------------------|---|---------------|
| Touch Dry | : | 03 hours |
| Hard Dry | : | 20 hours |
| Over-coating Intervals | : | 08 - 24 hours |
| Full Cure | : | 07 days |

INSTRUCTION FOR USE

Stir each component individually, then mix the Base and Curing Agent in the ratio

BASE : CURING AGENT
2 : 1 (by Volume)

Mix thoroughly. The temperature of the mixed Base and Curing Agent should be above 15°C otherwise extra solvent may be required to obtain application viscosity results reducing sag resistance.




| | | |
|--|---|--|
| Pot Life of the Mixed Paint (at application viscosity) | : | 20°C - 10 hours 25°C - 08 hours 30°C - 06 hours 40°C - 05 hours |
|--|---|--|

APPLICATION METHODS

Brush Roller:
Recommended Thinner : Elite Epoxy Thinner T-7

| | | |
|-----------------------|---|--|
| Volume of the Thinner | : | No extra thinner is necessary. If desired, up to 5% Elite Epoxy Thinner T-7 can be added |
| Air Spray | | |
| Recommended Thinner | : | Elite Epoxy Thinner T-8 |
| Volume of the Thinner | : | 5 - 15 % |
| Airless Spray | | |
| Recommended Thinner | : | Elite Epoxy Thinner T-8 |
| Volume of the Thinner | : | 0 - 10% |
| CLEANING | : | Clean all equipments with Thinner T-9 |
| PACK SIZE | : | 04 litre sealed tin |
| STORAGE | : | Always store in cool and dry place. Flammable Liquid; should be kept away from sparks and flame. |

SAFETY PRECAUTION

-  Provide well ventilated conditions during application. Wear protective clothing, spectacle and hand gloves.
-  If splashes enter eyes, should be well flushed with water or proprietary eye wash and when irritability persists seek medical advice.
-  Wash thoroughly with a suitable skin cleanser any area where product comes into contact with skin followed by washing with soap and water.

ELITOX BOOT TOPPING PAINT

Epoxy Boot Topping Finish

DESCRIPTION: It is a 2-pack epoxy resin based paint designed for used on boot-top area of ships.

AREA OF USAGE : On Boot top area

SPECIFICATIONS

| | | |
|--------------------------------------|---|--|
| Pigment | : | Iron oxide black/red, anti-fouling pigment and mineral extenders |
| Binder | : | Epoxy / Polyamide |
| Type | : | Two Pack |
| Colour | : | Black and Red |
| Finish | : | Glossy |
| Viscosity (Mixed Paint) | : | 100 ± 10 sec. in ford cup-4 (ASTM D 1200) at 30°C |
| Flash Point | : | Base 24°C Curing Agent 25°C |
| Storage life | : | 12 months in sealed container |
| Recommended Dry Film Thickness (DFT) | : | 50 µm |
| Coverage or Spreading Rate | : | 90 - 100 Sft/Lt/Coat |

SURFACE CONDITION : Clean, dry and undamaged previous coat.

DRYING PROPERTIES (at tropical ambient temperature of 30°C)

| | | |
|------------------------|---|---------------------|
| Touch Dry | : | 03 hours |
| Hard Dry | : | 20 hours |
| Over coating intervals | : | 08 hours - 24 hours |
| Full Cure | : | 07 days |

INSTRUCTION FOR USE

Stir each component individually, then mix the Base and Curing Agent in the ratio.

BASE : CURING AGENT
2 : 1 (by Volume)

Mix thoroughly. The temperature of the mixed Base and Curing Agent should be above 15°C otherwise extra solvent may be required to obtain application viscosity results reducing sag resistance.

| | | |
|--|---|--|
| Pot Life of the Mixed Paint (at application viscosity) | : | 20°C - 10 hours 25°C - 08 hours 30°C - 06 hours 40°C - 05 hours |
|--|---|--|

APPLICATION METHODS

| | | |
|-----------------------|---|---|
| Brush / Roller | : | |
| Recommended Thinner | : | Elite Epoxy Thinner T-7 |
| Volume of the Thinner | : | No extra thinner is necessary. If desired upto 5% Elite Epoxy Thinner T-7 can be added. |

Air Spray
Recommended Thinner : Elite Epoxy Thinner T-8
Volume of the Thinner : 5 - 15%




Airless Spray
Recommended Thinner : Elite Epoxy Thinner T-8
Volume of the Thinner : 0 - 10%

CLEANING : Clean all equipments with Thinner T-9

PACK SIZE : 04 litre sealed tin

STORAGE : Always store in cool and dry place. Flammable liquid should be kept away from sparks and flame.

SAFETY PRECAUTION

-  Provide well ventilated conditions during application. Wear protective clothing and spectacle and hand gloves.
-  If splashes enter eyes should be well flushed with water or proprietary eye wash and when irritability persists seek medical advice.
-  Wash thoroughly with a suitable skin cleanser any area where product comes into contact with skin followed by washing with soap and water.

Air Spray
Recommended Thinner : Elite Epoxy Thinner T-8
Volume of the Thinner : 5 - 15%




Airless Spray
Recommended Thinner : Elite Epoxy Thinner T-4
Volume of the Thinner : 0 - 5%

CLEANING : Clean all equipments with Thinner T-9

PACK SIZE : 04 litre sealed tin

STORAGE : Always store in cool and dry place. Flammable Liquid should be kept away from sparks and flame

SAFETY PRECAUTION

-  Provide well ventilated conditions during application. Wear protective clothing, spectacle and hand gloves.
-  If splashes enter eyes should be well flushed with water or proprietary eye wash and when irritability persists seek medical advice.
-  Wash thoroughly with a suitable skin cleanser any area where product comes into contact with skin followed by washing with soap and water.

ELITOX RO MARINE

Epoxy Red Oxide Primer

DESCRIPTION : ELITOX RO Marine is a 2 pack red oxide primer based on epoxy/polyamide resins for the prevention of corrosion on blasted steel surfaces that must withstand chemical attack and heavy mechanical wear.

AREA OF USAGE : It is an all purpose primer used underneath as a primer for ELITOX- F (Epoxy Finish Paint) or ELITOX-CT Marine (Coal Tar Epoxy) on iron and steel structures. Also suitable for touching up of weld seams and damages of epoxy coating during concentration

SPECIFICATIONS

| | | |
|--------------------------------------|---|--|
| Pigment | : | Iron oxide pigment & mineral extenders |
| Binder | : | Epoxy & Polyamide |
| Type | : | Two Pack |
| Colour | : | Red |
| Finish | : | Eggshell |
| Viscosity (Mixed Paint) | : | 80 ± 10 sec. in ford cup-4 (ASTM D 1200) at 30°C |
| Flash Point | : | Base 24°C Curing Agent 26°C |
| Storage life | : | 12 months in sealed container |
| Recommended Dry Film Thickness (DVT) | : | 50 µm |
| Coverage or Spreading Rate | : | 85 - 95 Sft/Lt/Coat |

SURFACE CONDITON : Clean dry and undamaged previous coat

DRYING PROPERTIES (at tropical ambient temperature of 30°C)

| | | |
|------------------------|---|--|
| Touch Dry | : | 03 hours |
| Hard Dry | : | 20 hours |
| Over coating Intervals | : | Normally, after 12 hours and within 5 days. But this period can be extended, depending on what the next coat is to be. |
| Full Cure | : | 07 days |

INSTRUCTION FOR USE

Stir each component individually, then mix the Base and Curing Agent in the ratio.

BASE : CURING AGENT
2 : 1 (by Volume)

Mix thoroughly. The temperature of the mixed Base and Curing Agent should be above 15°C otherwise extra solvent may be required to obtain application viscosity results reducing sag resistance.

| | | |
|--|---|--|
| Pot Life of the Mixed Paint (at application viscosity) | : | 20°C - 20 hours 25°C - 12 hours 30°C - 08 hours 40°C - 05 hours |
|--|---|--|

APPLICATION METHODS

Brush Roller :

Recommended Thinner : Elite Epoxy Thinner T-7
Volume of the Thinner : No extra thinner is necessary. If desired, up to 5%
Elite Epoxy Thinner T-7 can be added

Air Spray

Recommended Thinner : Elite Epoxy Thinner T-8
Volume of the Thinner : 5 - 15 %

Airless Spray




Recommended Thinner : Elite Epoxy Thinner T-8
Volume of the Thinner : 0 - 5%

CLEANING : Clean all equipments with Thinner T-9

PACK SIZE : 04 litre sealed tin

STORAGE : Always store in cool and dry place. Flammable Liquid should be kept away from sparks and flame.

SAFETY PRECAUTION

-  Provide well ventilated conditions during application. Wear protective clothing and spectacle and hand gloves.
-  If splashes enter eyes should be well flushed with water or proprietary eye wash and when irritability persists seek medical advice.
-  Wash thoroughly with a suitable skin cleanser any area where product comes into contact with skin followed by washing with soap and water.

ELITOX MIO

Epoxy Micaceous Iron Oxide Paint

DESCRIPTION: ELITOX-MIO is a 2-pack high build epoxy paint pigmented with micaceous iron oxide for used as a primer, sealer or coating.

AREA OF USAGE: It can be used as a primer, sealer or coating for protection of steel structure from aggressive atmosphere. Specially suitable for under water coating system.

SPECIFICATIONS

| | | |
|--------------------------------------|---|--|
| Pigment | : | Micaceous Iron Oxide |
| Binder | : | Epoxy & Polyamide |
| Type | : | Two Pack |
| Colour | : | Blackish Red |
| Finish | : | Eggshell |
| Viscosity (Mixed Paint) | : | 80 ± 10 sec. in ford cup-4 (ASTM D 1200) at 30°C |
| Flash Point | : | Base 24°C Curing Agent 26°C |
| Storage life | : | 12 months in sealed container |
| Recommended Dry Film Thickness (DFT) | : | 50 µm |
| Coverage or Spreading Rate | : | 90 - 100 Sft/Lt/Coat |

SURFACE CONDITON : Clean, dry and undamaged previous coat

DRYING PROPERTIES (at tropical ambient temperature of 30°C)

| | | |
|------------------------|---|----------------------------|
| Touch Dry | : | 02 hours |
| Hard Dry | : | 12 hours |
| Over coating Intervals | : | 12 hours and within month. |
| Full Cure | : | 07 days |

INSTRUCTION FOR USE

Stir each component individually, then mix the Base and Curing Agent in the ratio

BASE : CURING AGENT

2 : 1 (by Volume)

Mix thoroughly. The temperature of the mixed Base and Curing Agent should be above 15°C otherwise extra solvent may be required to obtain application viscosity results reducing sag resistance.

| | | |
|-----------------------------|---|-----------------|
| Pot Life of the Mixed Paint | : | 20°C - 20 hours |
| (at application viscosity) | : | 25°C - 12 hours |
| | : | 30°C - 08 hours |
| | : | 40°C - 05 hours |

APPLICATION METHODS

Brush Roller:

| | | |
|-----------------------|---|--|
| Recommended Thinner | : | Elite Epoxy Thinner T-7 |
| Volume of the Thinner | : | No extra thinner is necessary. If desired, up to 5% Elite Epoxy Thinner T-7 can be added |

Air Spray
Recommended Thinner : Elite Epoxy Thinner T-8
Volume of the Thinner : 5 - 15 %




Airless Spray
Recommended Thinner : Elite Epoxy Thinner T-8
Volume of the Thinner : 0 - 5%

CLEANING : Clean all equipments with Thinner T-9

PACK SIZE : 04 litre sealed tin

STORAGE : Always store in cool and dry place. Flammable Liquid should be kept away from sparks and flame.

SAFETY PRECAUTION

-  Provide well ventilated conditions during application. Wear protective clothing and spectacle and hand gloves.
-  If splashes enter eyes should be well flushed with water or proprietary eye wash and when irritability persists seek medical advice.
-  Wash thoroughly with a suitable skin cleanser any area where product comes into contact with skin followed by washing with soap and water.

ELITOX ZINC PRIMER- ZC MARINE

Epoxy Zinc chromate Primer

DESCRIPTION: It is a two-pack cold cured primer based on epoxy / polyamide resin and Zinc Chromate Pigment for the prevention of corrosion on blasted steel surface. Because of the double function inhibitive property of the Zinc Chromate Pigment, epoxy paint containing the pigment gives rise to excellent corrosion protective coating for both ferrous or non-ferrous metals, will prevent flaking which is common fault encountered when conventional primers are used on Zinc or other non-ferrous metals.

AREA OF USAGE : On all ferrous or non-ferrous metals like galvanized steel or aluminum

SPECIFICATIONS

| | | |
|--------------------------------------|---|--|
| Pigment | : | Zinc Chromate, Titanium-di-oxide, Zinc-oxide and mineral extenders |
| Binder | : | Epoxy and Polyamide |
| Type | : | Two Pack |
| Colour | : | Greenish Yellow |
| Finish | : | Eggshell |
| Viscosity (Mixed Paint) | : | 60 ± 10 sec. in ford cup-4 (ASTM D1200) at 30°C |
| Flash Point | : | Base 24°C Curing Agent 25°C |
| Storage life | : | 12 months in sealed container |
| Recommended Dry Film Thickness (DFT) | : | 50 µm |
| Coverage or Spreading Rate | : | 80 - 90 Sft/Lt/Coat |

SURFACE CONDITION : Clean, dry and undamaged previous coat.

DRYING PROPERTIES (at tropical ambient temperature of 30°C)

| | | |
|------------------------|---|-------------------|
| Touch Dry | : | 02 hours |
| Hard Dry | : | 12 hours |
| Over coating intervals | : | 08 hours - 5 days |
| Full Cure | : | 07 days |

INSTRUCTION FOR USE

Stir each component individually, then mix the Base and Curing Agent in the ratio.

BASE : CURING AGENT

2 : 1 (by Volume)

Mix thoroughly. The temperature of the mixed Base and Curing Agent should be above 15°C otherwise extra solvent may be required to obtain application viscosity results reducing sag resistance.

| | | |
|--|---|--|
| Pot Life of the Mixed Paint (at application viscosity) | : | 20°C - 10 hours 25°C - 08 hours 30°C - 06 hours 40°C - 05 hours |
|--|---|--|

APPLICATION METHODS

Brush / Roller

Recommended Thinner : Elite Epoxy Thinner T-7
Volume of the Thinner : No extra thinner is necessary. If desired upto 5% Elite Epoxy Thinner T-7 can be added.

Air Spray

Recommended Thinner : Elite Epoxy Thinner T-8
Volume of the Thinner : 5 - 15%

Airless Spray




Recommended Thinner : Elite Epoxy Thinner T-8
Volume of the Thinner : 0 - 5%

CLEANING : Clean all equipments with Thinner T-9

PACK SIZE : 04 litre sealed tin

STORAGE : Always store in cool and dry place. Flammable liquid, should be kept away from sparks and flame.

SAFETY PRECAUTION

-  Provide well ventilated conditions during application. Wear protective clothing and spectacle and hand gloves.
-  If splashes enter eyes should be well flushed with water or proprietary eye wash and when irritability persists seek medical advice.
-  Wash thoroughly with a suitable skin cleanser any area where product comes into contact with skin followed by washing with soap and water.

ELITOX DECK PAINT

Epoxy Deck Finish

DESCRIPTION: Elitox Non Skid deck paint is an Epoxy / polyamide resin based topcoat for use on Deck / Boot top are on gangways and other areas where paint with good abrasion resistant properties is required.

AREA OF USAGE : On deck of ships

SPECIFICATIONS

| | | |
|--------------------------------------|---|---|
| Pigment | : | Selected chemical resistance pigments and extenders |
| Binder | : | Epoxy and Polyamide |
| Type | : | Two Pack |
| Colour | : | All color |
| Finish | : | Eggshell |
| Flash Point | : | Base 24°C Curing Agent 26°C |
| Storage life | : | 12 months in sealed container |
| Recommended Dry Film Thickness (DFT) | : | 60 - 70 μm |
| Coverage or Spreading Rate | : | 85 - 95 Sft/Lt/Coat |

SURFACE CONDITION : Clean, dry and undamaged previous coat.

DRYING PROPERTIES (at tropical ambient temperature of 30°C)

| | | |
|------------------------|---|---------------|
| Touch Dry | : | 04 hours |
| Hard Dry | : | 12 hours |
| Over coating intervals | : | 08 - 24 hours |
| Full Cure | : | 07 days |

INSTRUCTION FOR USE

Stir each component individually, then mix the Base and Curing Agent in the ratio.

BASE : CURING AGENT
2 : 1 (by Volume)

Mix thoroughly. The temperature of the mixed Base and Curing Agent should be above 15°C otherwise extra solvent may be required to obtain application viscosity results reducing sag resistance.

| | | |
|-----------------------------|---|-----------------|
| Pot Life of the Mixed Paint | : | 20°C - 10 hours |
| (at application viscosity) | : | 25°C - 08 hours |
| | : | 30°C - 06 hours |
| | : | 40°C - 05 hours |

APPLICATION METHODS

| | | |
|-----------------------|---|---|
| Brush / Roller | : | |
| Recommended Thinner | : | Elite Epoxy Thinner T-7 |
| Volume of the Thinner | : | No extra thinner is necessary. If desired upto 5% Elite Epoxy Thinner T-7 can be added. |

Air Spray
Recommended Thinner : Elite Epoxy Thinner T-8
Volume of the Thinner : 5 - 15%




Airless Spray
Recommended Thinner : Elite Epoxy Thinner T-8
Volume of the Thinner : 0 - 5%

CLEANING : Clean all equipments with Thinner T-9

PACK SIZE : 04 litre sealed tin

STORAGE : Always store in cool and dry place. Flammable liquid should be kept away from sparks and flame.

SAFETY PRECAUTION

-  Provide well ventilated conditions during application. Wear protective clothing and spectacle and hand gloves.
-  If splashes enter eyes should be well flushed with water or proprietary eye wash and when irritability persists seek medical advice.
-  Wash thoroughly with a suitable skin cleanser any area where product comes into contact with skin followed by washing with soap and water.

ELITOX ALUMINIUM

Epoxy Aluminum Paint

DESCRIPTION: Marelite Aluminum is a 2-pack epoxy resin based paint cured by polyamide activator.

AREA OF USAGE: Bridge, tower, storage tanks, pipe lines, chimneys including those of mills, factories, ships etc.

SPECIFICATIONS

| | | |
|--------------------------------------|---|--|
| Pigment | : | Aluminum Flake |
| Binder | : | Epoxy / Polyamide |
| Type | : | Two Pack |
| Colour | : | Silver |
| Finish | : | Glossy |
| Viscosity (Mixed Paint) | : | 110 ± 10 sec. in ford cup-4 (ASTM D1200) at 30°C |
| Flash Point | : | Base 24°C Curing Agent 25°C |
| Storage life | : | 12 months in sealed container |
| Recommended Dry Film Thickness (DFT) | : | 30 µm |
| Coverage or Spreading Rate | : | 100 - 110 Sft/Lt/Coat |

SURFACE CCNDITION : Clean, dry and undamaged previous coat

DRYING PROPERTIES (at tropical ambient temperature of 30°C)

| | | |
|------------------------|---|---------------|
| Touch Dry | : | 03 hours |
| Hard Dry | : | 20 hours |
| Over coating Intervals | : | 08 - 24 hours |
| Full Cure | : | 07 days |

INSTRUCTION FOR USE

Stir each component individually, then mix the Base and Curing Agent in the ratio.

BASE : CURING AGENT
2 : 1 (by Volume)

Mix thoroughly. The temperature of the mixed Base and Curing Agent should be above 15°C otherwise extra solvent may be required to obtain application viscosity results reducing sag resistance.

| | | |
|--|---|--|
| Pot Life of the Mixed Paint (at application viscosity) | : | 20°C - 10 hours 25°C - 08 hours 30°C - 06 hours 40°C - 05 hours |
|--|---|--|

APPLICATION METHODS

| | | |
|-----------------------|---|---|
| Brush / Roller | : | Elite Epoxy Thinner T-7 |
| Recommended Thinner | : | No extra thinner is necessary. If desired upto 5% Elite Epoxy Thinner T-7 can be added. |
| Volume of the Thinner | : | |



| | | |
|-----------------------|---|-------------------------|
| Air Spray | | |
| Recommended Thinner | : | Elite Epoxy Thinner T-8 |
| Volume of the Thinner | : | 5 - 15% |
| | | |
| Airless Spray | | |
| Recommended Thinner | : | Elite Epoxy Thinner T-8 |
| Volume of the Thinner | : | 0 - 10% |

ELITOX 155 MARINE

Epoxy Build Coat

DESCRIPTION : It is a two-pack cold cure epoxy build coat for structural steelwork in aggressive environments.

AREA OF USAGE: Non-toxic general purpose epoxy build coat for steel and concrete tanks, steel structure, chemical plants, concrete walls, columns etc.

SPECIFICATIONS

| | | |
|--------------------------------------|---|--|
| Pigment | : | Zinc Chromate, Titanium-di-Oxide, Zinc Oxide & mineral extenders |
| Binder | : | Epoxy and Polyamide |
| Type | : | Two Pack |
| Colour | : | Silky Grey |
| Finish | : | Eggshell |
| Viscosity (Mixed Paint) | : | 80 ± 10 sec. in ford cup-4 (ASTM D1200) at 30°C |
| Flash Point | : | Base 24°C Curing Agent 26°C |
| Storage life | : | 12 months in sealed container |
| Recommended Dry Film Thickness (DFT) | : | 50 µm |
| Coverage or Spreading Rate | : | 85 - 95 Sft/Lt/Coat |

SURFACE CONDITION : Clean, dry and undamaged previous coat.

DRYING PROPERTIES (at tropical ambient temperature of 30°C)

| | | |
|------------------------|---|---------------|
| Touch Dry | : | 02 hours |
| Hard Dry | : | 12 hours |
| Over coating intervals | : | 08 - 24 hours |
| Full Cure | : | 07 days |

INSTRUCTION FOR USE

Stir each component individually, then mix the Base and Curing Agent in the ratio.

BASE : CURING AGENT
2 : 1 (by Volume)

Mix thoroughly. The temperature of the mixed Base and Curing Agent should be above 15°C otherwise extra solvent may be required to obtain application viscosity results reducing sag resistance.




| | | |
|--|---|--|
| Pot Life of the Mixed Paint (at application viscosity) | : | 20°C - 10 hours 25°C - 08 hours 30°C - 06 hours 40 C - 05 hours |
|--|---|--|

APPLICATION METHODS

Brush / Roller
Recommended Thinner : Elite Epoxy Thinner T-7

| | | |
|-----------------------|---|--|
| Volume of the Thinner | : | No extra thinner is necessary. If desired upto 5% Elite Epoxy Thinner T-7 can be added. |
| Air Spray | | |
| Recommended Thinner | : | Elite Epoxy Thinner T-8 |
| Volume of the Thinner | : | 5 - 15% |
| Airless Spray | | |
| Recommended Thinner | : | Elite Epoxy Thinner T-8 |
| Volume of the Thinner | : | 0 - 5% |
| CLEANING | : | Clean all equipments with Thinner T-9 |
| PACK SIZE | : | 04 litre sealed tin |
| STORAGE | : | Always store in cool and dry place. Flammable liquid, should be kept away from sparks and flame. |

SAFETY PRECAUTION

-  Provide well ventilated conditions during application. Wear protective clothing and spectacle and hand gloves.
-  If splashes enter eyes should be well flushed with water or proprietary eye wash and when irritability persists seek medical advice.
-  Wash thoroughly with a suitable skin cleanser any area where product comes into contact with skin followed by washing with soap and water.

ELITOX - MP MARINE

Epoxy Multi-purpose Primer - Equivalent to Epilux 610 Primer

DESCRIPTION: It is a two-pack cold cured multi-purpose primer based on epoxy / polyamide resins in combination with different anti corrosive pigments for the prevention of corrosion on blasted or non-blasted steel surfaces.

AREA OF USAGE: It is multi-purpose rust preventive primer used underneath as a primer for ELITOX-F Marine (Epoxy Finish Paint) or ELITOX-CT Marine (Coal Tar Epoxy) on steel structures. Also suitable as holding primer for in situ blasting procedures.

SPECIFICATIONS

| | | |
|--------------------------------------|---|--|
| Pigment | : | Iron oxide, Zinc Chromate, Zinc phosphate and mineral extenders. |
| Binder | : | Epoxy and Polyamide |
| Type | : | Two Pack |
| Colour | : | Dull Red |
| Finish | : | Eggshell |
| Viscosity (Mixed Paint) | : | 60 ± 10 sec. in ford cup-4 (ASTM D1200) at 30°C. |
| Flash Point | : | Base 24°C Curing Agent 26°C |
| Storage life | : | 12 months in sealed container |
| Recommended Dry Film Thickness (DFT) | : | 50 µm |
| Coverage or 80 - 91) SftL'Coat | | |
| Spreading Rate | | |

SURFACE CONDITION : Clean dry and undamaged previous coat

DRYING PROPERTIES (at tropical ambient temperature of 30°C)

| | | |
|------------------------|---|--|
| Touch Dry | : | 02 hours |
| Hard Dry | : | 12 hours |
| Over coating Intervals | : | Normally, after 12 hours and within 5days. But this period can be extended depending on what the next coat is to be. |
| Full Cure | : | 07 days |

INSTRUCTION FOR USE

Stir each component individually, then mix the Base and Curing Agent in the ratio.

BASE : CURING AGENT
2 : 1 (by Volume)

Mix thoroughly. The temperature of the mixed Base and Curing Agent should be above 15°C otherwise extra solvent may be required to obtain application viscosity results reducing sag resistance.

Pot Life of the Mixed Paint : 20°C - 20 hours
(at application viscosity) : 25°C - 12 hours
: 30°C - 08 hours
: 40°C - 05 hours

APPLICATION METHODS

Brush / Roller




Recommended Thinner : Elite Epoxy Thinner T-7
Volume of the Thinner : No extra thinner is necessary. If desired upto 5% Elite Epoxy Thinner T-7 can be added.

CLEANING : Clean all equipments with Thinner T-9

PACK SIZE : 04 litre sealed tin

STORAGE : Always store in cool and dry place. Flammable liquid, should be kept away from sparks and flame.

SAFETY PRECAUTION

-  Provide well ventilated conditions during application. Wear protective clothing and spectacle and hand gloves.
-  If splashes enter eyes, should be well flushed with water or proprietary eye wash and when irritability persists seek medical advice.
-  Wash thoroughly with a suitable skin cleanser any area where product comes into contact with skin followed by washing with soap and water.

Thank You

রং এর রাজা



Elite Paint

ELITE PAINT & CHEMICAL INDUSTRIES LTD.

Corporate Office: Syed Grand Centre,
Plot 89, Road 28, Sector 7, Uttara, Dhaka 1230
T +88-02-8913674, 8913558, 8917813, 8962504
F +88-02-8922907, 8962618
E info@elitepaint.com.bd
www.elitepaint.com.bd